

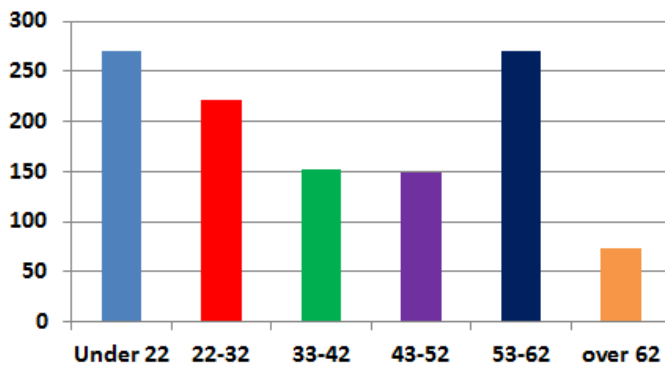


## Borough of West Chester PA Bicycle Survey Executive Summary

In an effort to relieve traffic congestion, reduce greenhouse gases, provide accessible transportation for all and improve the health and well-being of their residents, communities throughout the United States are implementing projects and programs to integrate bicycle travel into the transportation system. These issues are important to people who live and work in West Chester Borough as evidenced by BLUER's goal to reduce greenhouse gas emissions by 10%, the Borough's comprehensive plan in which traffic calming is a key goal and Landscapes2's objective to provide a safe and functional non-motorized network throughout the County.

To find out how people who live and work in the Borough feel about cycling, the Chester County Cycling Coalition (CCCC) created and implemented the West Chester Bicycle Survey in January 2011. The survey answered important questions that will help guide the design of the plan to improve bicycling in the Borough of West Chester. The survey answered some key questions: Why do people bicycle? Why don't they bicycle? How can we encourage people to use bicycles as a mode of transportation?

**West Chester Bicycle Survey  
Age Distribution**

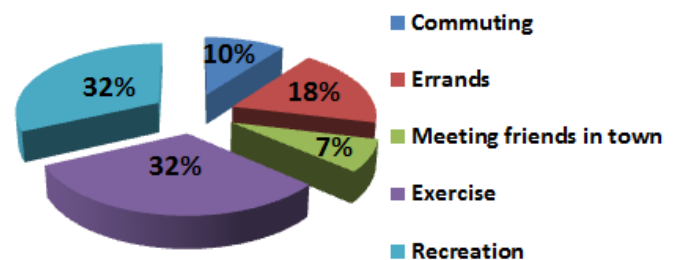


The survey was conducted from January 14, 2011 through February 10, 2011. In that short time, 1,248 people responded to it (1,197 individuals and 51 businesses). Of the 1,042 people who answered the question about where they live and work, 473 (45%) lived and 365 (35%) worked in the Borough and at least 156 (15%) both lived and worked in the borough.

Here is what we learned:

10% of respondents already use bicycles to commute while 18% use them to run errands in and around the Borough. According to businesses that participated in our survey, 15% of their customers lived in the Borough while 12% lived nearby.

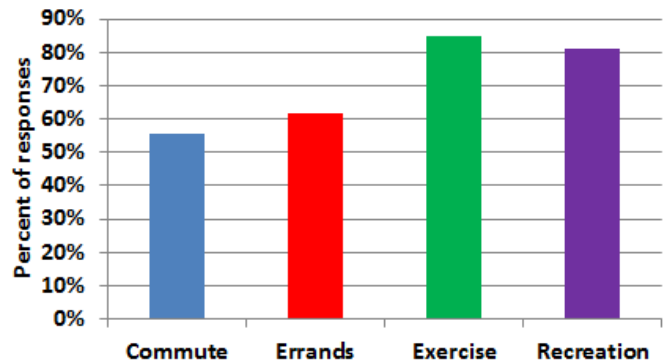
**I currently use my bike for.....**



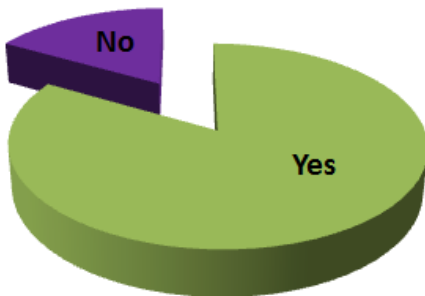
## Borough of West Chester Bicycle Survey

Of the 837 people who provided additional comments at the end of the survey, 62% were concerned about safety. Over 50% of respondents said that if routes were safe and bicycle parking available, they would use their bicycles to commute and to run errands.

### If routes were safe and bicycle parking adequate, how would you use your bicycle?



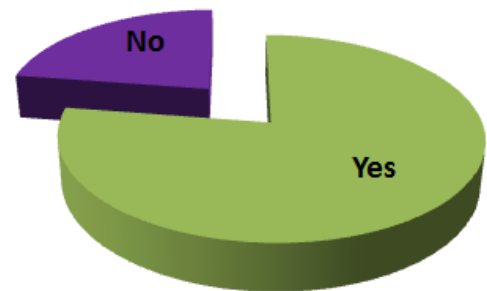
### Would improving bicycling improve quality of life?



Over 80% of people taking our survey believe that improving bicycling conditions in the Borough would improve their quality of life.

To find out how strongly people felt about improving bicycling conditions, we asked them if they thought public funds should be spent toward this goal. Surprisingly, even though the survey was conducted soon after the Borough increased taxes, over 75% of respondents voted yes.

### Should public money be spent on bicycle improvements?



In conclusion, the vast majority of people who participated in our survey would bicycle more for transportation, exercise and recreation if they felt safe while bicycling in the Borough. We also learned that many people were unhappy about cyclists who do not obey the rules of the road. In order to improve bicycling conditions in West Chester Borough, the BLUER Transportation Committee in cooperation with the CCCC are working on a bike plan for the Borough: Bike Friendly West Chester. As recommended by the League of American Bicyclists, the plan will include proposals for improving bicycle facilities (bicycle routes and storage), a plan to educate bicyclists and motorists,

Ellen Zadoff  
Chair  
Chester County Cycling Coalition