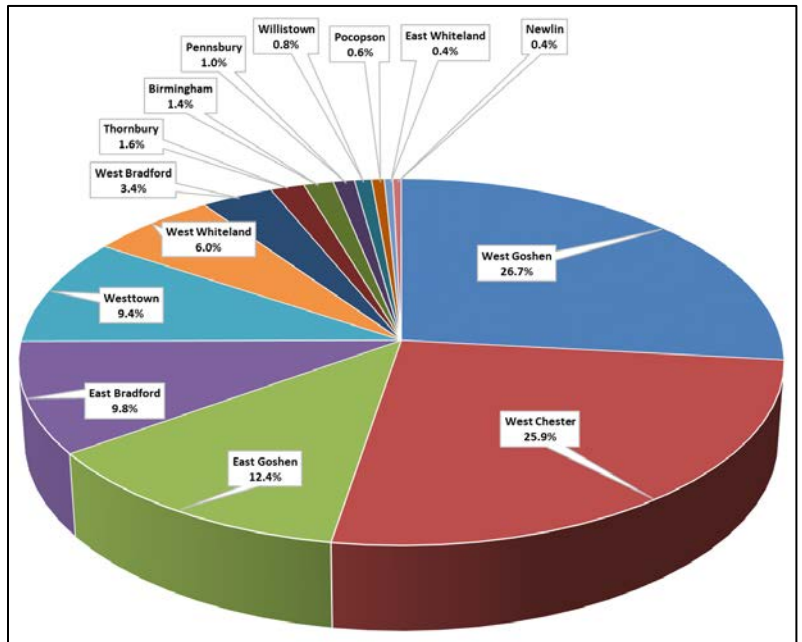




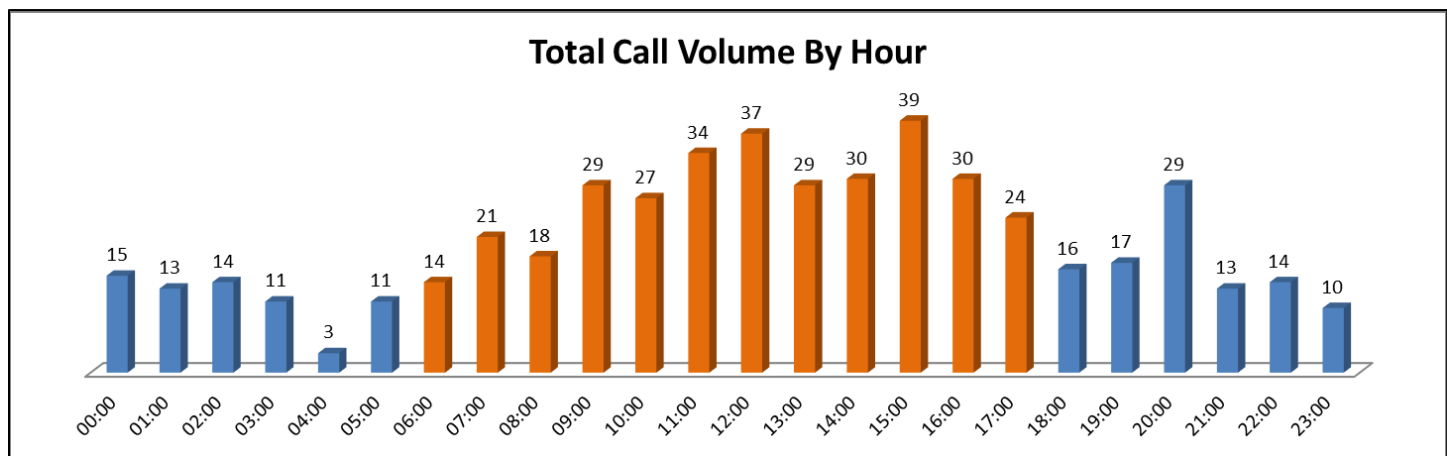
May 2019 Operations Report

Call Volume

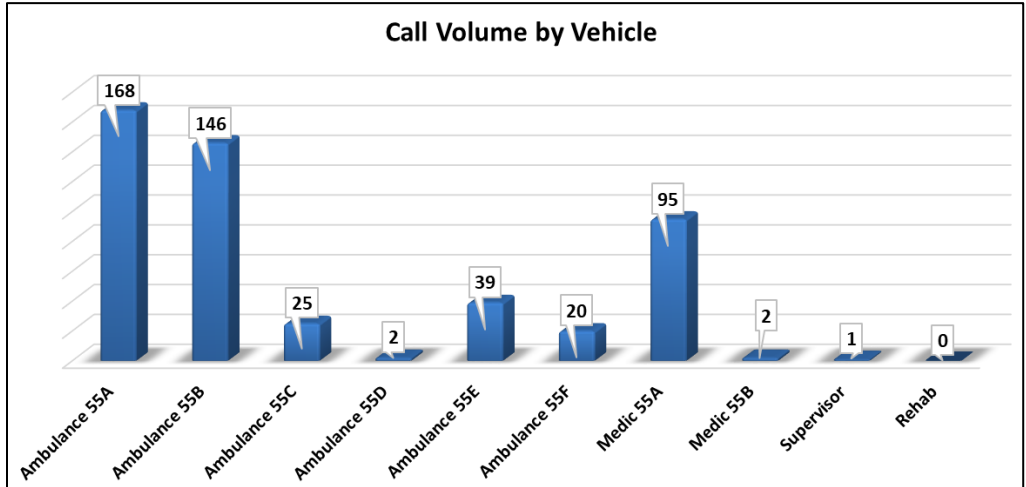
Municipality	Count	% of Calls
West Goshen	133	26.7%
West Chester	129	25.9%
East Goshen	62	12.4%
East Bradford	49	9.8%
Westtown	47	9.4%
West Whiteland	30	6.0%
West Bradford	17	3.4%
Thornbury	8	1.6%
Birmingham	7	1.4%
Pennsbury	5	1.0%
Willistown	4	0.8%
Pocopson	3	0.6%
East Whiteland	2	0.4%
Newlin	2	0.4%
	498	



Non-Transport Breakdown	
Refusal	50
Recalled Enroute	27
Recalled On Scene	41
No Services	29
Lift Assist	12
DOA	1
Released to BLS	0
External ALS Assist	0
	160

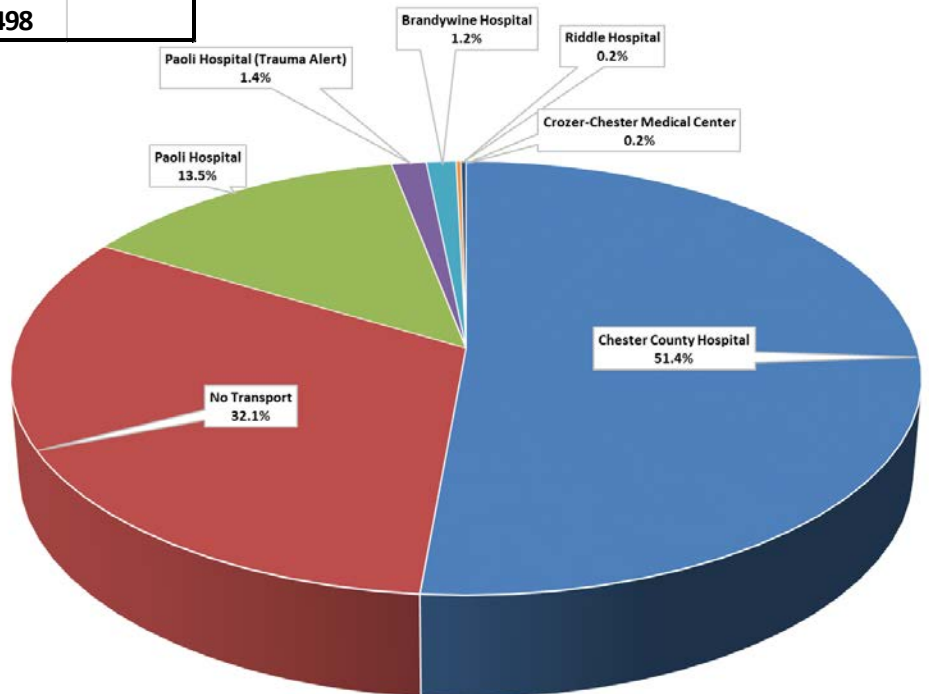


Call Volume by Vehicle	
Ambulance 55A	168
Ambulance 55B	146
Ambulance 55C	25
Ambulance 55D	2
Ambulance 55E	39
Ambulance 55F	20
Medic 55A	95
Medic 55B	2
Supervisor	1
Rehab	0
	498



Hospital Destination Information

Disposition	Total	%
Chester County Hospital	256	51.4%
No Transport	160	32.1%
Paoli Hospital	67	13.5%
Paoli Hospital (Trauma Alert)	7	1.4%
Brandywine Hospital	6	1.2%
Riddle Hospital	1	0.2%
Crozer-Chester Medical Center	1	0.2%
	498	
Transported:	338	67.9%
No Transport:	160	32.1%
	498	



Miscellaneous Call Information

Covering Other Agencies	
Organization	Covers
Goshen Fire Co	34
Longwood Fire Co	8
Uwchlan Ambulance	3
Concordville Fire Co	2
East Whiteland Fire Co	2
Malvern Fire Co	2
	51

Average Times	
Dispatch To Enroute	1.40
Enroute To On Scene	6.53
On Scene Time	13.31
Transport Time	10.40
Dispatch To Available	39.82

Call Types		
Fall / Lift Assist	70	14.1%
Sick Person	52	10.4%
Respiratory Difficulty	46	9.2%
Injured Person	32	6.4%
Chest Pain	29	5.8%
Emotional Disorder	23	4.6%
Abdominal Pain	21	4.2%
Hemorrhaging	21	4.2%
Accident - BLS	20	4.0%
Stroke/CVA	20	4.0%
Syncope	18	3.6%
Heart Problems	16	3.2%
Overdose	16	3.2%
Diabetic Emergency	13	2.6%
Seizures	12	2.4%
Stand By - Fire	9	1.8%
Hypo Tension	8	1.6%
Back Pain	7	1.4%
Unknown Nature	7	1.4%
Accident - ALS	6	1.2%
Allergic / Medication Reaction	6	1.2%
Unresponsive Person	6	1.2%
Alarm - Medical BLS	5	1.0%
Unconscious Person	5	1.0%
Accident - Pedestrian	4	0.8%
Alarm - Carbon Monoxide	3	0.6%
Assault	3	0.6%
Fractures	3	0.6%
DOA	2	0.4%
Hyper Tension	2	0.4%
Maternity / Labor Pain	2	0.4%
Neurological / Head Injury	2	0.4%
Accident - Entrapment	1	0.2%
Accident - Involving Fire	1	0.2%
Burns - Scalding / Other	1	0.2%
Cardiac /Resp Arrest	1	0.2%
Chest Pain - STEMI	1	0.2%
Exposure to Heat / Cold	1	0.2%
Hazmat	1	0.2%
Shooting	1	0.2%
Standby	1	0.2%
	498	